




— MODEL — **134-60**

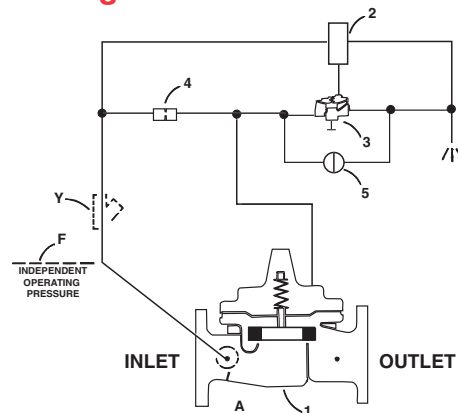
# Seawater Service Solenoid Operated Deluge Valve



- Fast Acting Solenoid Control
- Reliable Drip Tight Shut-off
- Simple Design, Proven Reliable
- Easy Installation & Maintenance

The Cla-Val Model 134-60 Seawater Service Solenoid Control Valve is an on-off control valve which either opens or closes upon receiving an electrical signal to the solenoid pilot control. This valve consists of UL Listed 100GS/2100GS Hytrol Main Valve, a three-way solenoid valve and an auxiliary pilot valve. This pilot control system alternately applies pressure to/or relieves pressure from the diaphragm chamber of the main valve. It is furnished either normally open (de-energize solenoid to open) or normally closed (energized solenoid to open).

## Schematic Diagram



Please note that the UL Listing applies to the 100G/2100G Hytrol Main Valve only.

Item	Description
1	100GS/2100GS UL Listed Hytrol Main Valve
2	CS3S Solenoid Control
3	100-01 Auxiliary Hytrol
4	X58C Restriction Assembly
5	CK2 Two-Way Manual Release Valve



## Specification

**SIZES** Globe: 3" - 10" flanged  
Angle: 3" - 10" flanged

**END DETAILS** Ductile Iron 150 ANSI B16.42 flanged  
Cast Steel 150 ANSI B16.5 flanged

**PRESSURE RATINGS** 150 class, 250 psi maximum (Ductile Iron)  
150 class, 285 psi maximum (Cast Steel)  
300 class, 400 psi maximum

**TEMPERATURE RANGE** Water: to 180° F. Max

## Functional Data

Valve Size	Inches	3	4	6	8	10	
	mm	80	100	150	200	250	
Cv Factor	<b>Globe Pattern</b>	Gal./Min. (gpm.)	115	200	440	770	1245
		Litres/Sec. (L/s)	27.6	48	105.6	184.8	299
	<b>Angle Pattern</b>	Gal./Min. (gpm.)	139	240	541	990	1575
		Litres/Sec. (L/s)	33.4	58	130	238	378

## MATERIALS Main valve body & cover

Ductile Iron ASTM A-536\*  
Cast Steel ASTM A216-WCB\*  
Naval Bronze ASTM B61  
Nickel Aluminum Bronze ASTM B148 C95800  
Super Duplex Stainless Steel ASTM A890 GR5A  
Stainless Steel ASTM A743-CF-8M

### Main valve trim:

Bronze / Monel

### Tubeing & Fittings

316 SST, Monel, or 2507 SDS

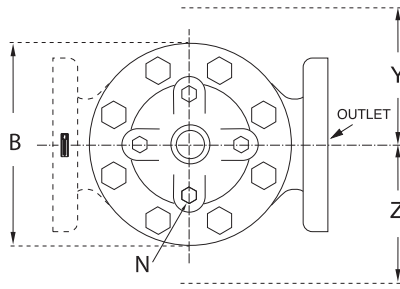
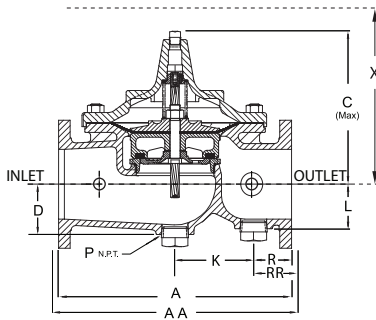
### Pilot control system:

Cast Bronze ASTM B61  
UL Listed 3" - 10"

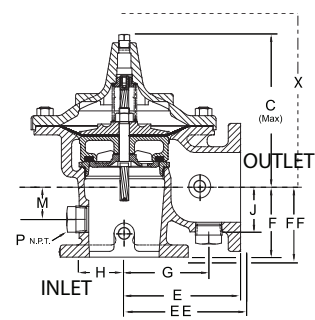
## Cover Capacity

Valve Size	Displacement
3"	.080 gal
4"	.169 gal
6"	.531 gal
8"	1.26 gal
10"	2.51 gal

100GS (Globe)



2100GS (Angle)



Valve Size (in)	3	4	6	8	10
A 150 ANSI	12.00	15.00	20.00	25.38	29.75
AA 300 ANSI	13.25	15.62	21.00	26.38	31.12
B Dia.	9.12	11.50	15.75	20.00	23.62
C Max.	8.19	10.62	13.28	16.00	17.12
D	2.56	3.19	4.31	5.16	8.50
E 150 ANSI	7.00	8.50	10.00	12.69	14.88
EE 300 ANSI	--	8.81	10.50	13.19	--
F 150 ANSI	4.00	4.97	6.00	8.00	8.62
FF 300 ANSI	--	5.28	6.50	8.50	--
G	4.75	5.94	7.25	8.50	10.50
H	2.69	2.81	3.88	5.31	6.56
J	2.56	2.81	3.81	4.81	5.81
K	7.00	4.03	6.75	17.00	15.50
L	2.56	2.81	3.81	4.81	8.50
M	1.75	2.41	2.75	4.00	4.24
N NPT	1/2"-14	3/4"-14	3/4"-14	1"-11 1/2	1"-11 1/2
P NPT	1-1/4"-11 1/2"	2"-11 1/2"			
R 150 ANSI	2.50	3.47	3.25	4.19	7.12
RR 150 ANSI	3.12	3.78	3.75	4.69	7.81
X Pilot System	15.00	17.00	29.00	31.00	33.00
Y Pilot System	11.00	12.00	20.00	22.00	24.00
Z Pilot System	11.00	12.00	20.00	22.00	24.00

Valve Size (mm)	80	100	150	200	250
A 150 ANSI	305	381	508	645	756
AA 300 ANSI	337	397	533	670	791
B Dia.	232	292	400	508	600
C Max.	208	270	340	406	435
D	65	81	110	131	216
E 150 ANSI	178	216	254	322	378
EE 300 ANSI	--	224	267	350	--
F 150 ANSI	102	126	152	203	219
FF 300 ANSI	--	134	165	216	--
G	121	151	184	216	267
H	68	71	99	135	167
J	65	71	97	122	148
K	178	102	171	432	394
L	65	71	97	122	216
M	45	61	70	102	108
N NPT	1/2"-14	3/4"-14	3/4"-14	1"-11 1/2	1"-11 1/2
P NPT	1-1/4"-11 1/2"	2"-11 1/2"			
R 150 ANSI	64	88	83	106	181
RR 150 ANSI	79	96	95	119	198
X Pilot System	381	432	737	787	838
Y Pilot System	279	305	508	559	610
Z Pilot System	279	305	508	559	610

**Pilot System Specifications**

**Temperature Range**

Water: to 180°F

**Fluids**

Air, water, light oils

**Rubber Parts**

Buna-N® Synthetic Rubber

**Solenoid Control\***

Body:

316 SS

Enclosure:

NEMA Type 1, 2, 3, 3S, 4, 4X general purpose watertight

NEMA Type 6, 6P, 7, 9 watertight

Explosion Proof available at extra cost

**Voltages:**

110, 220 -50Hz AC

24, 120, 240, 480 -60Hz AC

6, 12, 24, 120, 240 - DC

Others available at extra cost

Max. operating pressure differential: 200 psi

Coil:

Insulation molded Class F

Watts AC 6

AC Volt Amps Inrush 30

AC Volt Amps Holding 16

Watts DC 10.6

Manual operator available at extra cost.

UL Listed: 3" - 10"

\*Optional material available for Seawater Service

**When Ordering, Please Specify**

1. Catalog No. 134-60
2. Valve Size
3. Pattern - Globe or Angle
4. Pressure Class
5. Threaded, Flanged or Grooved
6. Material Desired
7. Energized or De-energized to Open Main Valve
8. Solenoid Enclosure, Voltage & Hertz
9. When Vertically Installed



**CLA-VAL**

1701 Placentia Avenue • Costa Mesa CA 92627

800-942-6326 • Fax: 949-548-5441 • Web Site: cla-val.com • E-mail: info@cla-val.com

**CLA-VAL CANADA**

4687 Christie Drive  
Beamsville, Ontario  
Canada L0R 1B4  
Phone: 905-563-4963  
Fax: 905-563-4040  
E-mail sales@cla-val.ca

**CLA-VAL EUROPE**

Chemin des Mésanges 1  
CH-1032 Romanel/  
Lausanne, Switzerland  
Phone: 41-21-643-15-55  
Fax: 41-21-643-15-50  
E-mail: cla-val@cla-val.ch

**CLA-VAL UK**

Dainton House, Goods Station Road  
Tunbridge Wells  
Kent TN11 2 DH England  
Phone: 44-1892-514-400  
Fax: 44-1892-543-423  
E-mail: info@cla-val.co.uk

**CLA-VAL FRANCE**

Porte du Grand Lyon 1  
ZAC du Champ du Périer  
France - 01700 Neyron  
Phone: 33-4-72-25-92-93  
Fax: 33-4-72-25-04-17  
E-mail: cla-val@cla-val.fr

**CLA-VAL PACIFIC**

45 Kennaway Road  
Woolston, Christchurch, 8023  
New Zealand  
Phone: 64-39644860  
www.cla-valpacific.com  
E-mail: info@cla-valpacific.com