

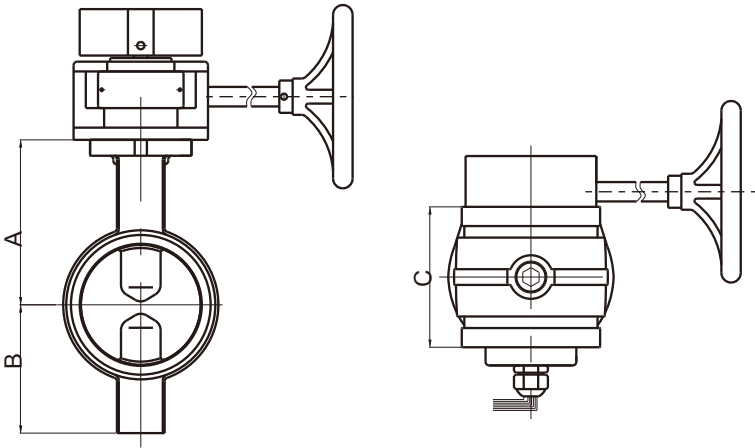


# Grooved End Resilient Seated Butterfly Valve



- UL/FM Pending
- For Indoor and Outdoor Service
- Elastomer Encapsulated Disc
- Factory Installed Supervisory Switches

The Cla-Val resilient seated butterfly valve is suitable for use in fire protection systems where a visual indication is required to show whether the valve is open or closed. They are used, for example, as system, sectional, and pump water control valves. For applications requiring supervision of the open position of the valve, the Gear Operators for the Butterfly Valves are provided with two sets of factory installed internal switches each having SPDT contacts. The supervisory switches transfer their electrical contacts when there is movement from the valve's normal open position during the first two revolutions of the handwheel. Ductile Iron construction has greater strength, durability and lighter weight than cast iron. Ductile iron disc fully encapsulated with EPDM rubber ensures zero allowable leakage.



## MATERIAL SPECIFICATION

Component	Material	Specification
Body	Ductile Iron	A536 65-45-12
Disc	Ductile Iron EPDM Coated	
Upper&Lower Stems	Stainless Steel	AISI 410
Worn Gear Shaft	Stainless Steel	AISI 410
Housing	Ductile Iron	A536 65-45-12
Hand Wheel	Ductile Iron	A536 65-45-12
Flag indicator	Ductile Iron	A536 65-45-12
Segment Gear	Ductile Iron	A536 65-45-12
Housing Gasket	EPDM Grade"E"	
O-Rings(All)	EPDM Grade"E"	

## DIMENSIONS

SIZE	mm	50	65	80	100	125	150	200	250	300
	inch	2	2 1/2	3	4	5	6	8	10	12
A	mm	95	98	105	135	148	165	204	245	277.5
	inch	3.74	3.86	4.13	5.31	5.83	6.50	8.03	9.65	10.93
B	mm	78	78	85	105	128	140	170	205	258.3
	inch	3.07	3.07	3.35	4.13	5.04	5.51	6.69	8.07	10.17
C	mm	84.5	98	98	116	149	147.1	133.5	160	165
	inch	3.33	3.86	3.86	4.57	5.87	5.79	5.26	6.30	6.50
OD	mm	60.3	73.0/76.1	88.9	114.3	139.7/141.3	165.1/168.3	219.1	273	323.85
	inch	2.37	2.87/3	3.50	4.50	5.5/5.56	6.5/6.63	8.63	10.75	12.75



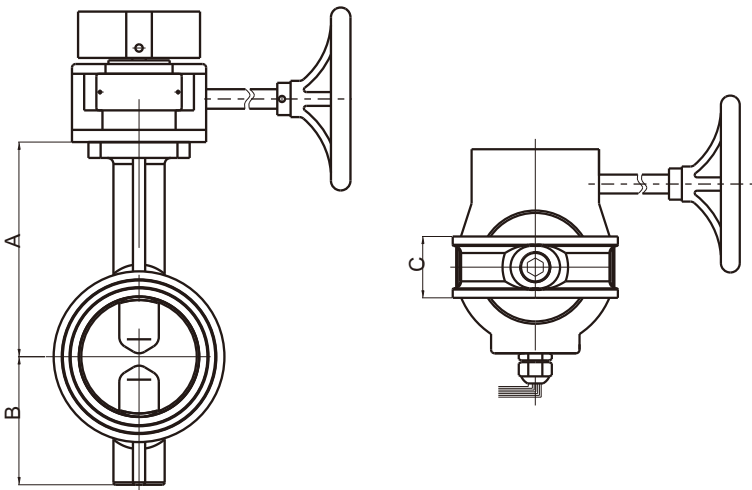


# Wafer End Resilient Seated Butterfly Valve



- UL/FM Pending
- For Indoor and Outdoor Service
- Elastomer Encapsulated Disc
- Factory Installed Supervisory Switches

The Cla-Val resilient seated butterfly valve is suitable for use in fire protection systems where a visual indication is required to show whether the valve is open or closed. They are used, for example, as system, sectional, and pump water control valves. For applications requiring supervision of the open position of the valve, the Gear Operators for the Butterfly Valves are provided with two sets of factory installed internal switches each having SPDT contacts. The supervisory switches transfer their electrical contacts when there is movement from the valve's normal open position during the first two revolutions of the handwheel. Ductile Iron construction has greater strength, durability and lighter weight than cast iron. Ductile iron disc fully encapsulated with EPDM rubber ensures zero allowable leakage.



## MATERIAL SPECIFICATION

Component	Material	Specification
Body	Ductile Iron	A536 65-45-12
Disc	Ductile Iron EPDM Coated	
Upper&Lower Stems	Stainless Steel	AISI 410
Worn Gear Shaft	Stainless Steel	AISI 410
Housing	Ductile Iron	A536 65-45-12
Hand Wheel	Ductile Iron	A536 65-45-12
Flag indicator	Ductile Iron	A536 65-45-12
Segment Gear	Ductile Iron	A536 65-45-12
Housing Gasket	EPDM Grade"E"	
O-Rings(All)	EPDM Grade"E"	

## DIMENSIONS

SIZE	mm	50	65	80	100	125	150	200	250	300
	inch	2	2 1/2	3	4	5	6	8	10	12
A	mm	140.5	152.5	157.5	176	191	202.5	243.5	273	311
	inch	5.53	6.00	6.20	6.93	7.52	7.97	9.59	10.75	12.24
B	mm	78	78	85	105	128	140	170	205	258
	inch	3.07	3.07	3.35	4.13	5.04	5.51	6.69	8.07	10.16
C	mm	43	46	46	52	56	56	62	68	78
	inch	1.69	1.81	1.81	2.05	2.20	2.20	2.44	2.68	3.07



GL25      Model     

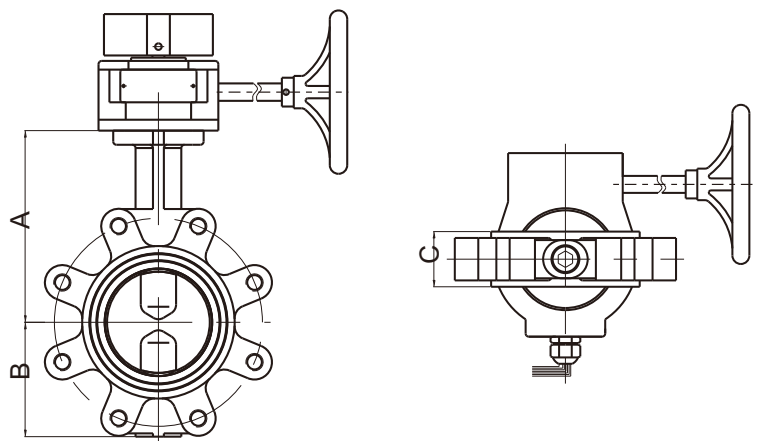


## Lug End Resilient Seated Butterfly Valve



- UL/FM Pending
- For Indoor and Outdoor Service
- Elastomer Encapsulated Disc
- Factory Installed Supervisory Switches

The Cla-Val resilient seated butterfly valve is suitable for use in fire protection systems where a visual indication is required to show whether the valve is open or closed. They are used, for example, as system, sectional, and pump water control valves. For applications requiring supervision of the open position of the valve, the Gear Operators for the Butterfly Valves are provided with two sets of factory installed internal switches each having SPDT contacts. The supervisory switches transfer their electrical contacts when there is movement from the valve's normal open position during the first two revolutions of the handwheel. Ductile Iron construction has greater strength, durability and lighter weight than cast iron. Ductile iron disc fully encapsulated with EPDM rubber ensures zero allowable leakage.



### MATERIAL SPECIFICATION

Component	Material	Specification
Body	Ductile Iron	A536 65-45-12
Disc	Ductile Iron EPDM Coated	
Upper&Lower Stems	Stainless Steel	AISI 410
Worn Gear Shaft	Stainless Steel	AISI 410
Housing	Ductile Iron	A536 65-45-12
Hand Wheel	Ductile Iron	A536 65-45-12
Flag indicator	Ductile Iron	A536 65-45-12
Segment Gear	Ductile Iron	A536 65-45-12
Housing Gasket	EPDM Grade"E"	
O-Rings(All)	EPDM Grade"E"	

### DIMENSIONS

SIZE	mm	50	65	80	100	125	150	200	250	300
	inch	2	2 1/2	3	4	5	6	8	10	12
A	mm	140.5	152.5	157.5	176	191	202.5	243.5	273	311
	inch	5.53	6.00	6.20	6.93	7.52	7.97	9.59	10.75	12.24
B	mm	78	78	85	105	128	140	170	205	258
	inch	3.07	3.07	3.35	4.13	5.04	5.51	6.69	8.07	10.16
C	mm	43	46	46	52	56	56	62	68	78
	inch	1.69	1.81	1.81	2.05	2.20	2.20	2.44	2.68	3.07

